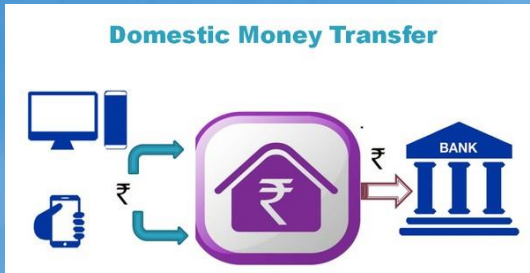


BLS

B2B/ B2C

Services



BEYOND BOUNDARIES

B2C Services



Domestic Money Transfer



- AEPS आधार इनेबल पेमेंट सिस्टम से पैसा निकासी
- DMT (मनी ट्रांसफर)



- BBPS सभी प्रकार के बिल पेमेंट
- Recharges सभी प्रकार के रिचार्ज DTH, Data Card Mobile Recharge



- UTI Pan Card Service

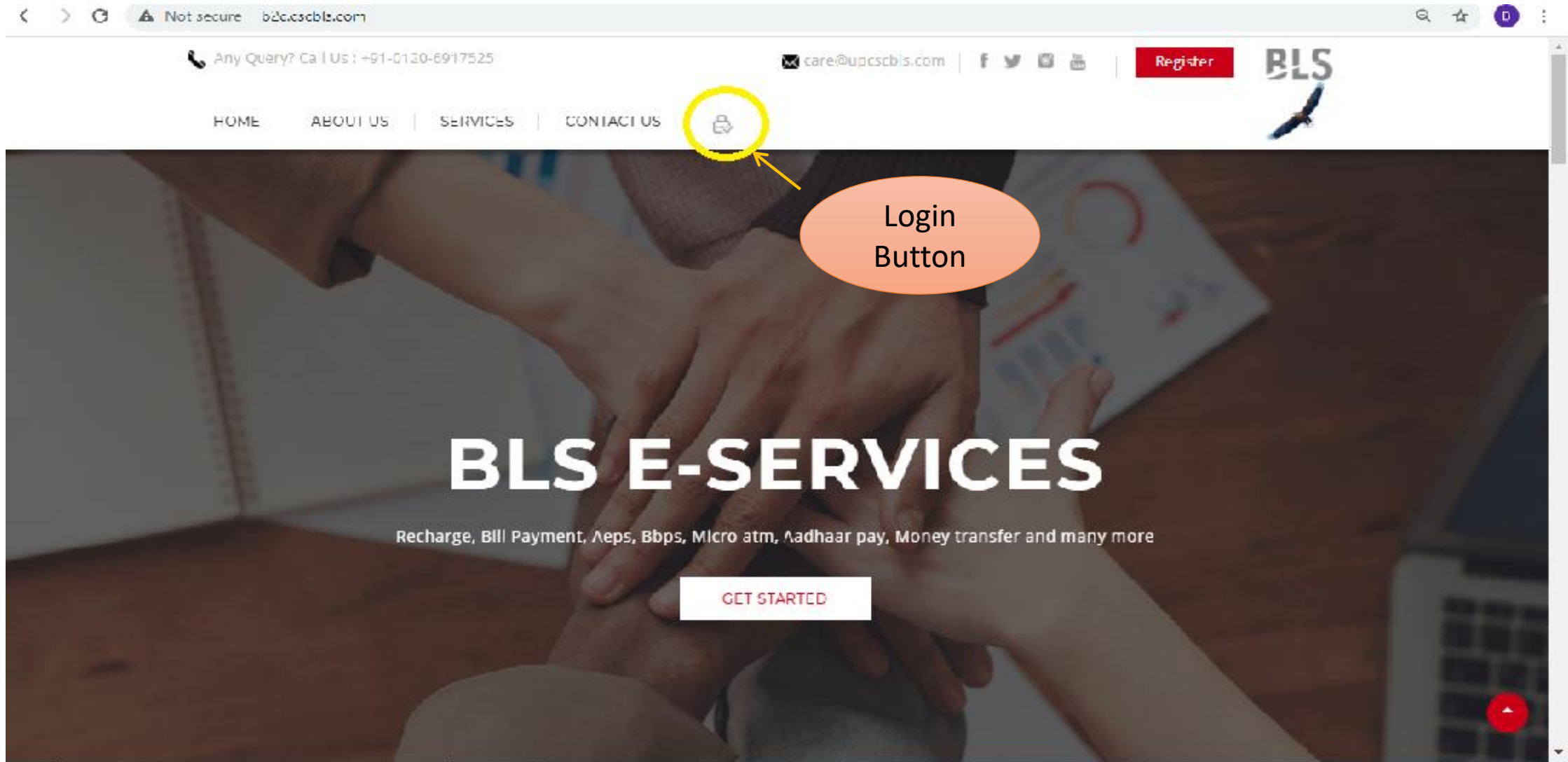
How to Register for B2C

- Login to your G2C portal
- on left hand side you will get the option of B2C services you need to click on that
- Then you need to click on any of the service of B2C services

The screenshot shows the BLS G2C portal dashboard. The browser address bar displays "Not secure | upcsbils.com/dashboard". The page header includes the BLS logo and the text "जन सेवा केन्द्र उत्तर प्रदेश सरकार". A navigation menu on the left side lists various services: DASHBOARD, B2C SERVICES, Pan Card, Mobile and DTH Recharge, IRCTC Services, Bus Ticket Services, Banking Services, G2C SERVICES, and WALLET. Two yellow ovals with arrows point to the "B2C SERVICES" and "Mobile and DTH Recharge" options. The main content area shows a "Welcome: GSC ADMIN Account Type: Admin" message and a "USER ONLINE 448" notification. A "Logout" link is visible in the top right corner.

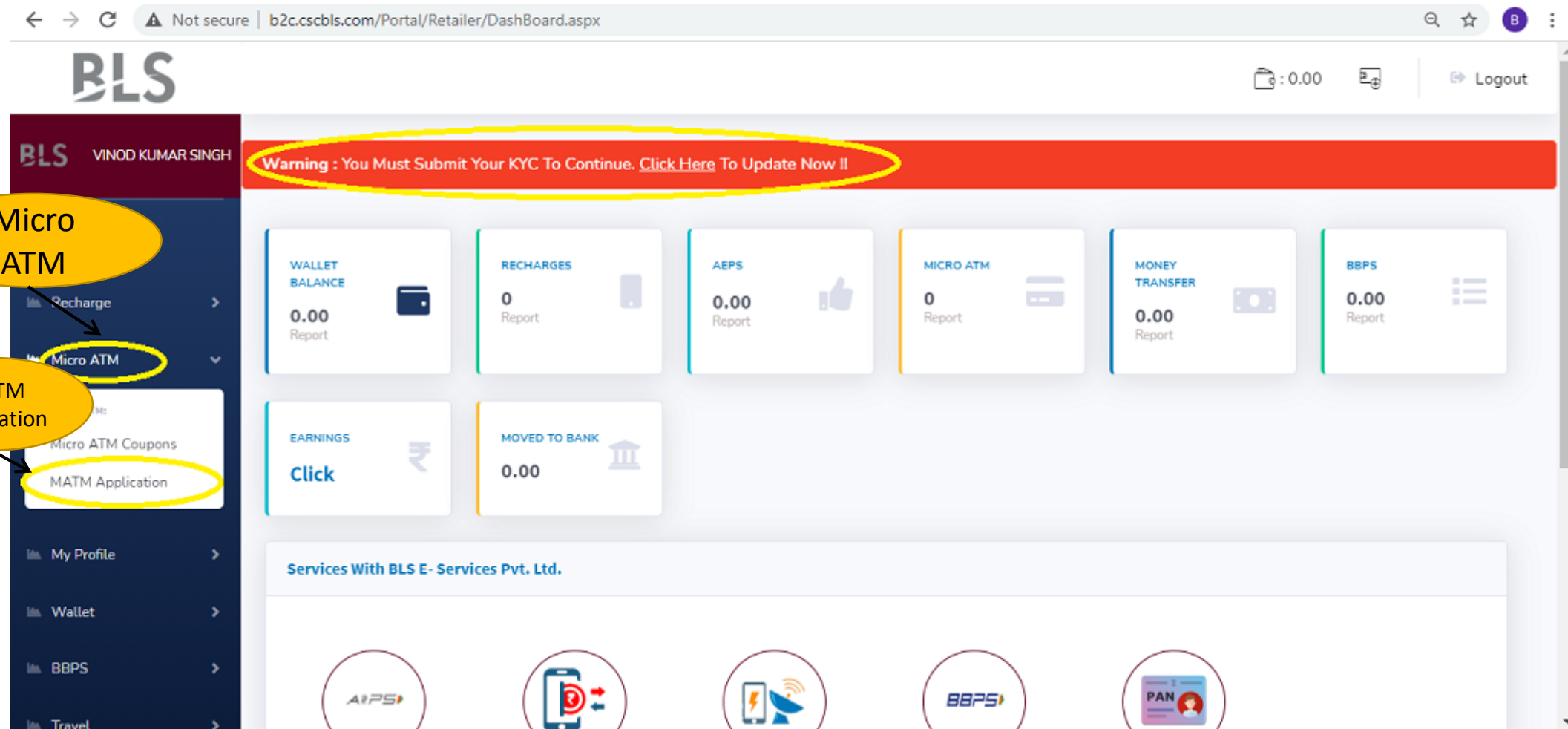
B2C Landing Page

- VLE also can login in B2C portal through this link <http://b2c.cscbils.com/> then click on login button put there login ID and Password and 4 digit pin.



The screenshot shows the BLS E-Services landing page. The browser address bar displays "Not secure b2c.cscbils.com". The page header includes a contact number "+91-0120-6917525", an email "care@upcscbis.com", social media icons, a "Register" button, and the BLS logo. The navigation menu contains "HOME", "ABOUT US", "SERVICES", and "CONTACT US", with a login icon (a person with a key) circled in yellow and labeled "Login Button" in an orange oval. The main content area features the text "BLS E-SERVICES" and "Recharge, Bill Payment, Aeps, Bbps, Micro atm, Aadhaar pay, Money transfer and many more". A "GET STARTED" button is positioned at the bottom center. A red circular arrow icon is visible in the bottom right corner.

- Then you will redirect on B2C portal where you can register yourself by updating your KYC
- After updating your KYC you need to activate your service. Click on MATM option
- Then click on MATM application



- After clicking on MATM Application you will get a new page. There you need to fill your PAN no., upload your aadhaar and PAN photo (size between 100kb to 200kb)
- Then you need to tick on check box of use wallet option.
- Then select the option of recommended by.
- Then click on Apply for Fino AEPS MATM service and debit my wallet with Rs 1000.

← → ↻ Not secure b2c.cscbils.com/Portal/Retailer/MATM_application.aspx

MATM Application Member Panel

Member > MATM Application

Remark By Admin : Apply Here With Coupon To Get MATM Subscription.

Unique UID *	Agent Name *	Mobile *	District Name *
RT225572	VINOD KUMAR SINGH	7897530529	Mirzapur
State Name *	Zip Code *	PAN *	To Get Same Day Activation *
Uttar Pradesh	231305		1. Name, State, District And Zip Should Be Same As Aadhar. 2. Aadhar And PAN Should Be JPG File 3. Size Of Both File Should Be Min 100 KB And Max 200 KB. 4. Both Images Should Be Clear.
Aadhar Card *	PAN Card *	Admin Remark *	MATM Coupon *
Document Not Available Choose File No file chosen	Document Not Available Choose File No file chosen	Please Submit Details Along With Valid Coupon.	Coupon Code <input checked="" type="checkbox"/> Use Wallet
			Recommended by By Self Apply

Apply for Fino AEPS MATM service and Debit My Wallet with Rs 1000.00

HOW TO USE COUPON CODE

- Click on MATM option you will get the dropdown menu then click on Micro ATM coupons copy coupon code

← → ↻ Not secure | b2c.cscbbs.com/Portal/Retailer/MTAM_myCoupons.aspx

BLS 198.74 Logout

BLS SACHIN KUMAR

MATM Coupon Report Member Panel

Total Record(S) : 1

Sr. No.	MemberID	MemberName	Coupon Code	PurchasedDate	Used By	UsedDate
1	RT221442	SACHIN KUMAR	F3292224	27-Dec-2020 06:51 PM	RT221442 (SACHIN KUMAR)	29-Dec-2020 09:52 PM

Customer Support : 0120-6917525 / Mail Support : Care@Upccbbs.Com / B2c.Cscbbs.Com

Copyright © BLS E- Services Pvt. Ltd. 2020

Micro ATM Coupons

- Then click on MATM option again select MATM application and put PAN card Number, upload Adhaar card front & Back side Photo & Pan card Photo size should be btw 100kb to 200kb then paste the coupon code as shown in image then click on submit request.

The screenshot shows the BLS MATM Application form. The browser address bar is `b2c.cscbbs.com/Portal/Retailer/MATM_application.aspx`. The user is logged in as CHANDRA SHEKHAR MAURYAR. A warning banner at the top states: "Warning : You Must Submit Your KYC To Continue. [Click Here To Update Now !](#)". The form title is "MATM Application" and it is a "Member Panel". A note from the admin says: "Remark By Admin : Apply Here With Coupon To Get MATM Subscription." The form fields are as follows:

Unique UID *	Agent Name *	Mobile *	District Name *
RT246176	CHANDRA SHEKHAR MAURYAR	8795136680	Maharashtra
State Name *	Zip Code *	PAN *	Activation *
Uttar Pradesh	273304		Should Be Same As
Aadhar Card *	PAN Card *	Admin Remark *	MATM Coupon *
Document Not Available Choose file No file chosen	Document Not Available Choose file No file chosen	Please Submit Details Along With Valid Coupon.	Coupon Code <input type="text"/> <input type="checkbox"/> Use Wallet
			Recommended By *
			By Self Apply

Annotations in the image include:

- A yellow oval around "MATM Application" in the left sidebar menu.
- A yellow oval around "MATM Application" in the sidebar menu with an arrow pointing to the form.
- A yellow oval around the "MATM Coupon" field with the text "Paste coupon code here" and an arrow pointing to it.

At the bottom of the form is a blue "Submit Request" button.

B2C Dashboard of VLE (Agent)

← → ↻ ⚠ Not secure | b2c.cscbbs.com/Portal/Retailer/dashboard.aspx# ☆ 👤 ⋮

BLS

₹ : 336.00 📄 | Logout

BLS Gaurav

- Home
- Recharge >
- UTI PAN >
- Micro ATM >
- My Profile >
- Wallet >
- Ticket Support >
- Certificate

WALLET BALANCE 336.00 Report	RECHARGES 0 Report	AEPS 0.00 Report	MICRO ATM 0 Report	MONEY TRANSFER 0.00 Report	BBPS 0.00 Report
EARNINGS Click	MOVED TO BANK 0.00				

Services With BLS E- Services Pvt. Ltd.

- AEPS
- Micro ATM
- Micro ATM
- BBPS
- PAN

Recharge Services

The image shows a web application interface for 'Recharge Services'. A dropdown menu titled 'Select Your Operator' is open, displaying a list of mobile operators. The background shows a sidebar with navigation options and a main content area with a 'UTILITY' section.

Select Your Operator

- Aircel
- Airtel
- BSNL Special
- BSNL TopUp
- Idea
- MTNL Top Up
- MTS
- Reliance CDMA
- Reliance GSM
- Reliance Jio
- Tata Docomo
- Tata Docomo Special
- Tata Indicom
- Uninor
- Uninor Special
- Videocon
- Videocon Special
- Vodafone

Select Your Operator

Circle

Select Your Circle

Recharge Amount

UTILITY

Latest News

AePS Service form

← → ↻ finopay.in/ProAePS/processMe.aspx

Type: Withdrawal Balance Enquiry

Device: Mantra Morpho

Bank Name:
--Select Bank--

Aadhar No: 12 Digit Aadhar Number

Customer Name: Customer Name

Mobile No: Mobile No

Amount: 0

I Accept Terms And Conditions Of [Fino Payments Bank Limited](#)

Scan **Submit Transaction**

Filipino English
Google Translate

AePS Service (Fino Bank)

← → ↻ Not secure | b2c.cscbbs.com/Portal/Retailer/MATM_Initiate_Transaction.aspx

BLS Pawan

Fino Bank AEPS / MATM Service Initialize

* All Fields Are Mendatory And Need To Initialize Once For Unique Request. Duplicate Request May Inrupt Running Processes.

MATM BALANCE INQUIRY

MATM CASH WITHDRAW

AEPS BALANCE INQUIRY

AEPS CASH WITHDRAW

MINI STATEMENT

Recent Transaction

Txn No	Txn Date	Service Type	Amount	Status
AEPSCW32526F3084	18 Dec 2020 16:39 AM	AEPSCW	500.00	Success
AEPSCWC72E22F91B	18 Dec 2020 11:29 AM	AEPSCW	200.00	Failed
AEPSEFEFA30A01CF	18 Dec 2020 11:25 AM	AEPSBE	0.00	Failed
AEPSCWB838F9E9AD	18 Dec 2020 11:21 AM	AEPSCW	200.00	Success
AEPSEBE4E4C5310A	18 Dec 2020 11:18 AM	AEPSBE	0.00	Failed
AEPSE0AECB3E764	18 Dec 2020 11:16 AM	AEPSBE	0.00	Success

u

Home

Recharge >

UTI PAN >

Micro ATM >

My Profile >

Wallet >

Ticket Support >

Certificate

Sign Out

User AEPS Transaction List

BBPS from Paytm

The screenshot displays a web browser window with the URL `b2c.cscbbs.com/Portal/Retailer/bbps_new.aspx`. The page features a dark blue sidebar on the left with the BLS logo and the name 'Pawan'. The sidebar contains the following menu items: Home, Recharge, UTI PAN, Micro ATM, My Profile, Wallet, Ticket Support, Certificate, and Sign Out. The main content area is light blue and is divided into two sections: 'Initiate BBPS Transaction' and 'Recent Transactions'. Under 'Initiate BBPS Transaction', there are ten dark blue buttons with white text: Broadband, DTH, Electricity, FASTag Recharge, Gas, Landline, Loan, Mobile, and Water. The 'Recent Transactions' section is currently empty.

Browser address bar: `b2c.cscbbs.com/Portal/Retailer/bbps_new.aspx`

Page Header: **BLS** Pawan

Navigation Menu:

- Home
- Recharge >
- UTI PAN >
- Micro ATM >
- My Profile >
- Wallet >
- Ticket Support >
- Certificate
- Sign Out

Main Content Area:

Initiate BBPS Transaction

- Broadband
- DTH
- Electricity
- FASTag Recharge
- Gas
- Landline
- Loan
- Mobile
- Water

Recent Transactions

BBPS from Paytm

The screenshot shows a web browser window with the URL `b2c.cscbls.com/Portal/Retailer/bbps_new.aspx`. The page is titled "Initiate BBPS Transaction" and "Recent Transactions". A modal window titled "Electricity => Choose Operator" is open, showing a dropdown menu for "Operator*" with a list of electricity providers. The left sidebar contains navigation options: Home, Recharge, UTI PAN, Micro ATM, My Profile, Wallet, Ticket Support, Certificate, and Sign Out. The user's name "Pawan" is visible in the top left corner.

Operator*

- Operator / Provider--
- Adani Electricity
- Ajmer Vidyut Vitran Nigam Limited (AVVNL)
- APEPDCL
- Bangalore Electricity supply company Ltd.
- Bharatpur Electricity Services Limited
- Bikaner Electricity Supply Limited
- Brihanmumbai Electricity Supply and Transport Undertaking (BEST Undertaking)
- BSES Rajdhani Power Limited
- BSES Yamuna
- Calcutta Electric Supply Corporation (India) Limited
- CESU, Odisha
- Chamundeshwari Electricity Supply Corporation Ltd Mysore
- Chhattisgarh State Power Distribution Company Ltd (CSPDCL)
- Dakshin Gujarat Vij Company Limited
- Dakshin Haryana Bijli Vitran Nigam (DHBVN)
- Daman And Diu Electricity (DDED)
- Department of Power, Government of Arunachal Pradesh
- Department of Power, Nagaland

Bank Withdrawals from wallet to Vle Bank account.

You can also move your wallet money to your bank account. You need to click on Micro ATM option then Move to Bank option then withdraw your money by filling your bank details.

Micro ATM

Move to Bank

Member Details *

Member ID	RT221442
MemberName	SACHIN KUMAR
Mobile	9897845468
Email	S00dhiman@Gmail.Com

Bank Account Details *

Bank Account Type	Saving Account
Bank Name	ANDHRA BANK
Account Number	282310100023318
Account Holder Name	SACHIN KUMAR
IFSC Code	ANDB0002823

Terms Of Use

- Minimum Amount Must Be - 2000/- And Maximum 50000/-
- To Change Bank Account Details Please Contact To Admin.
- Your KYC Should Be Approved To Avail This Facility
- You Must Have One Banking Service Active (Fino / YES Bank) With Us
- Payout TAT Minimum 24 Hours Maximum 72 Hours Bank Working Hour.
- Amount Will Be Credit In Your Bank Account In Banking Hours At Same Time Or On Banking Days
- You Can Raise Maximum 5 Withdrawal Requests In A Day.

From Amount	To Amount	Charges
1.00	24999.00	6.00
25000.00	200000.00	10.00

My Old Requests

Sno	Request #	Amount	Date	Status
-----	-----------	--------	------	--------

Wallet Balance *

Withdraw Amount *

Submit Request **Cancel**

DMT Domestic Money Transfer

BLS SACHIN KUMAR

Service Not Responding!Object Reference Not Set To An Instance Of An Object.

Remain Limit : 25000
Consumed Limit : 0

New Action

Fund Transfer

6282736826826836

AMBARNATH JAI HIND CO-OP BANK

ICIC00AJIICU

neeheh

IMPS 682686

Get Name

Transfer Save

Customer Support : 0120 6917525 / Mail Support : Care@Upcsbbs.com / B2c.Csbbs.com

User Wallet Transactions

← → ↻ b2c.cscbils.com/Portal/Retailer/ListEWalletTransaction.aspx?Personal=1 ☆ 👤 ⋮




Home
Recharge >
UTI PAN >
Micro ATM >
My Profile >
Wallet >
Ticket Support >
Certificate
Sign Out

Show 10 Entries Search:

Sr. No.	MemberID	Date	Narration	Credit	Debit	Balance
11	RT775875	18-Dec-2020 10:38 AM	Refund Amount Due To Recharge Failure - (Txn ID : F8F0184263)	35.00		100.00
12	RT775875	18-Dec-2020 10:38 AM	Recharge To 9198294601 (Txn ID : F8F0184263)		35.00	65.00
13	RT775875	18-Dec-2020 10:34 AM	Refund Amount Due To Recharge Failure - (Txn ID : B821E6409A)	35.00		100.00
14	RT775875	18-Dec-2020 10:34 AM	Recharge To 8004499466 (Txn ID : B821E6409A)		35.00	65.00
15	RT775875	18-Dec-2020 10:33 AM	Cash Added Via Mobile Application Bank Txn 282194950 Ref #Fdbbb7606c	100.00		100.00
16	RT775875	14-Dec-2020 12:52 PM	Regsitration	0.00		0.00

Showing 11 To 16 Of 16 Entries

Previous 1 2 Next

Record(S) : 16   

https://b2c.cscbils.com/Portal/Retailer/ListEWalletTransaction.aspx?Personal=1#

BLS

THANK YOU



**BEYOND
BOUNDARIES**